



Data sheet

print date: 2026-03-12

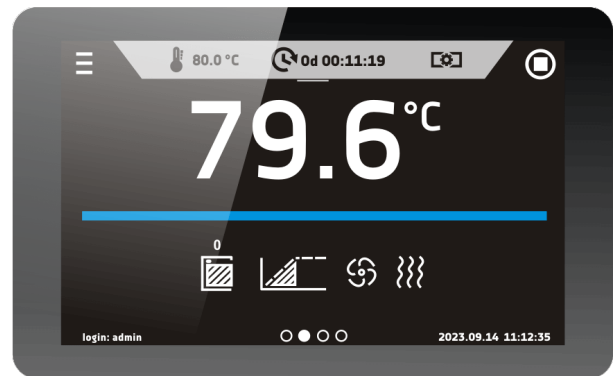
Laboratory Incubator CLW 1000 Smart PRO



The photo above is for reference only, may show additional options not included in standard equipment. The real appearance, particularly color and structure of the material may differ from the ones presented in the photo.

Advantages of the SMART PRO controller:

- large (7"), clear, full colour touch screen
- LAN, USB ports and WiFi for communication and data transfer
- multi-segment time and temperature programs
- overview of data in tabular and graphic form
- visual and sound alarm
- Admin function for management
- password protected log-in
- internal memory for programs and data storage
- event registry with user notifications
- LabDesk software and user manual for direct download



Smart PRO - preview screen

**TECHNICAL DATA**

air convection	forced
chamber capacity [l]	1220
working capacity [l]	998
controller	microprocessor PID
display	7" full colour touch screen

TEMPERATURE

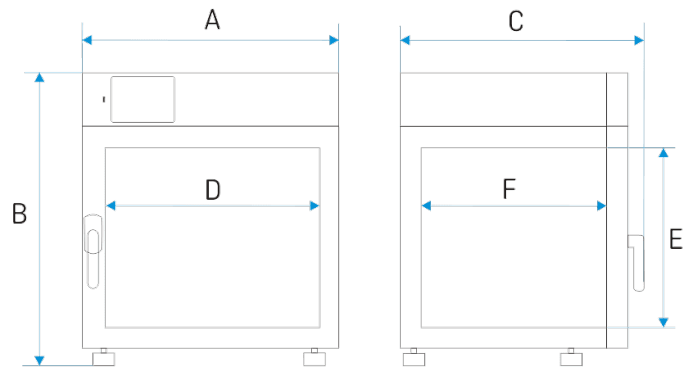
temperature range [°C]	5°C above ambient temperature ... +100°C
temperature resolution every ... [°C]	0,1
temperature fluctuation at 37°C [±°C]*	0,2
temperature variation at 37°C [±°C]*	1
temperature protection	class 3.1 to DIN 12880

CHAMBER

door type	double(5) / door with viewing window (option)
interior	
Smart PRO	acid-proof stainless steel to DIN 1.4301
IG Smart PRO	acid-proof stainless steel to DIN 1.4301
housing	
Smart PRO	powder coated sheet
IG Smart PRO	stainless steel linen finish

overall dims [mm] /1/

width A	1260
height B	2000
depth C	880
internal dims [mm]	
width D	1040
height E	1610
depth F	600



shelves (standard max)	6 22
- reinforced shelf version (PW) [kg] /3/	100
max unit workload [kg]	300
- reinforced unit version (W) [kg] /4/	300
weight [kg]	319



ELECTRICAL PARAMETERS

voltage	230V 50/60Hz
nominal power [W]	1900
warranty	24 months
manufacturer	POL-EKO®

all the above technical data refer to standard units (without optional accessories)

* - fluctuation measured in centre of the chamber; in space, variation (K) calculated for chamber as:

$K = \pm (T \text{ average max.} - T \text{ average min.}) / 2$

** - other power supplies on request

1 - depth doesn't include 50 mm of power cable, the width does not include the 20 mm of rubber plug

2 - on uniformly loaded surface

3 - reinforced shelf

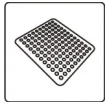
4 - additional internal glass door

OPTIONS AND ACCESSORIES



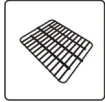
Order number: */A

door with viewing window



Order number: */PP

Perforated shelf



Order number: */PW

Reinforced shelf



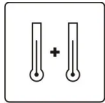
Order number: KUW GN*/*

Stainless steel cuvettes



Order number: OWW/OWW LED

Interior lighting



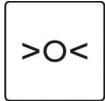
Order number: PT 100

Additional temperature sensor



Order number: HEPA

HEPA Clean Air Filter



Order number: BRT*/L or IQ/OQ/PQ

Calibration and IQ, OQ, PQ qualification



Order number: RFID LOCK (SMART PRO)

RFID LOCK (SMART PRO)



Order number: BPP 12

Battery backup for display



Order number: PORT ALARM

Dry alarm contact



Order number: LANK

LAN cable



Order number: OCZ/20

Non-standard access port 20 mm



Order number: OCZ/30

Additional access port 30 mm



Order number: OCZ/60

Non-standard access port 60 mm



Order number: OCZ/100

Non-standard access port 100 mm