



Data sheet

print date: 2026-04-17

Fume hood Compact Line DCL-1800 SS



The photo above is for reference only, may show additional options not included in standard equipment. The real appearance, particularly color and structure of the material may differ from the ones presented in the photo.

Compliance with PN-EN 14175 Part 1, PN-EN 14175 Part 2, PN-EN 14175 Part 3, certified by an independent, accredited testing laboratory.

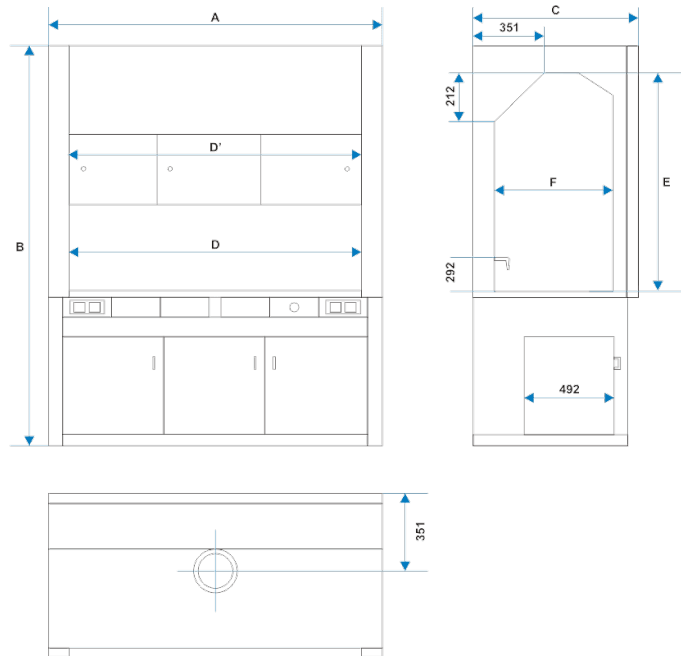
Standard equipment for fume hoods:

- structure entirely made of galvanized steel without the use of wood-based materials
- worktop at a height of 900mm made of monolithic ceramics with a raised rim with a suspended ceramic sink 250x95mm
- toughened glass window, lifted manually with counterweight, opened upwards with a lock at the height of 500 mm (max 810mm), and additionally sliding glass (right / left). The window has a system preventing the uncontrolled drop of the window
- 2 electric sockets 230V 50Hz
- 2 water spouts with valves on the BROEN front panel
- fume hood main switch
- energy-saving linear LED lighting separated from the fume hood with a glass pane
- double system the back wall with exhaust slots in the upper and lower part ensuring proper extraction of vapors lighter or heavier than air without turbulence and dead zones
- safety flap in the ceiling ensuring decompression in the event of uncontrolled pressure increase in the working chamber
- full monitoring set (Schneider brand) air flow velocity in the fume cupboard window compliant with the PE-EN 14175 standard
- CE Declaration of Conformity: PN-EN 14175; PN-EN 14056



TECHNICAL DATA - DIMENSIONS

overall dims [mm]	kat
width A	1880
height B	2325-2600
depth C	960
working space dims (mm)	kat
width D	1750
window width D1	1565
height E	1220
depth F	635























TECHNICAL DATA

recommended airflow [m3/h]	900 - 1500
required capacity of the ventilation system [m/s]	0,3 - 0,5
nominal power [W]	82
voltage	230 VAC 50Hz
diameter of the air outlet stub [mm]	Ø 250
water supply	G 1/2 " male thread
sewage connection diameter [mm]	Ø 50
electrical insulation	class I
standard ventilation system	double rear wall
illumination installed outside the working chamber	LED, class A ++, through insulating glass / from operator panel
monitoring set	<i>standard:</i> - FM 550-A-0-E controller with a speed sensor AFS 100 in the fume hood window and the FA-0025-3 operator panel <i>option:</i> - ICM 500-F-EU controller with flow control - ICM 500-FP-EU controller with flow control and cooperation with BMS - other Schneider controllers available on request
raising the window	<i>standard:</i> - manual with counterweight (lock at a height of 500mm, maximum opening 810mm) <i>option:</i> - SC 500 - Auto Protect system - with foot switch - SC 500 - Auto Protect system - with panel switch
frame and housing material	The frame is made entirely of galvanized steel. External housing made of galvanized and painted with epoxy paint steel
working chamber wall finishing	galvanized steel painted with epoxy paint
worktop	Monolithic ceramics with marine edge
worktop OPTION (available materials)	- Phenolic resin, - epoxy resin - Stainless steel AISI 304, 316
underbench cabinet OPTION (different types)	- metal, ventilated cabinet painted with epoxy paint - cabinet for acids and alkalis made of foamed PVC - explosion-proof cabinets Asecos 30 and 90 minutes
warranty	24 months
manufacturer	POL-EKO®



OPTIONS AND ACCESSORIES

	Order number: D-S-EL400	Additional electric socket (400V)
	Order number: D-S-EL	Additional electric socket (230V)
	Order number: D-WRP	Residual current device
	Order number: D-GRZ	Emergency stop button
	Order number: D-L-EX-XX.XX	EX Lamp
	Order number: D-S-WA	Additional water instalation
	Order number: D-S-GA-XXX	Additional LPG instalation
	Order number: ICM500-F-EU-XX.XX	Advanced fume hood controller ICM500-F-EU
	Order number: ICM500-FP-EU-XX.XX	Advanced fume hood controller ICM500-FP-EU
	Order number: D-SZ-SS-Z-XX.XX	Underbench cabinet (steel)
	Order number: D-SZ-PP-K-Z-XX.XX	Underbench cabinet (polypropylene)
	Order number: D-SZ-A90.50-XX.XX	Underbench cabinet (fireproof)
	Order number: SC500	Automatic sash window
	Order number: D-S-P	Side walls glazing
	Order number: D-KRX-XX.XX	Scaffold
	Order number: D-SZ-KD-XX.XX	Cuvette for cabinets
	Order number: D-SINK-NS	Additional sink
	Order number: D-WT-NS	Non-standard worktop
	Order number: D-S.C.A.T.	Funnel for gathering leachate
	Order number: SC500-L	Automatic sash window with IR sensor